

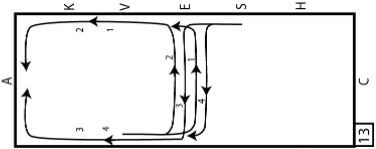
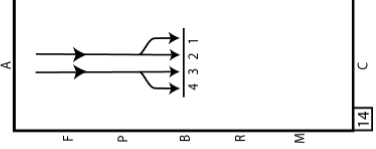
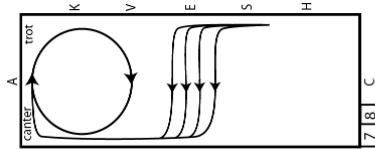
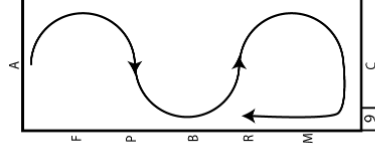
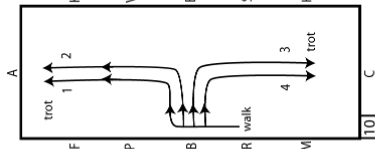
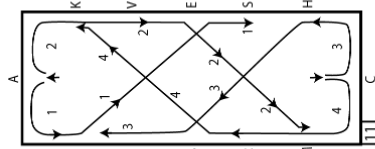
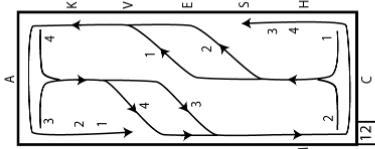
2007 Quadrille Training Level

TIPS FOR QUADRILLE JUDGES

- All of the 2007 quadrille tests are done in a full court.
- All quadrilles will enter the ring in single file and execute a prescribed staging pattern to form pairs on the centerline and advance toward X to halt in a fan formation and salute the judge.
- The prescribed staging pattern is indicated on the test diagram in a half tone and on the score sheet by an unnumbered box describing the pattern.
- The judging starts as the horses move onto the centerline and form pairs. The first part of the pattern before the formation of pairs on the centerline is not judged. The first movement with a number on the score sheet starts with the team forming pairs on centerline.
- Judging quadrille has its own special principles, concepts and considerations. Although all the basic principles of dressage make for the best performance, it is very difficult for four horses to perform "as one" and the judge should realize that often the horses in any given team are not at the same level of training.
- Therefore the three PRIMARY considerations in each movement of the compulsory tests, as well as the freestyle presentations, are spacing, synchrony, and alignment.
- Throughout the body of the test the judge concentrates on:
 - Spacing (longitudinal and lateral)
 - Synchrony (timing of turns, circles, transitions, crossovers, pass-throughs)
 - Alignment (longitudinal and lateral)
- With additional attention to: (especially in the collective marks)
 - Impulsion (if negative can deduct from a movement as well as in collectives)
 - Submission (obedience to aids in order to perform patterns accurately is as important as the dressage sense of submission being "on the bit")
- Performance as a group (uniform and harmonious)

TIPS FOR SHOW MANAGEMENT

- Show management does not have to make any changes to the dressage court to accommodate quadrille rides. The team enters the ring in single file in order to be able to use any size gate and to reduce any need for a larger than usual staging area outside the dressage ring. The teams will use the prescribed pattern to organize themselves inside the dressage ring.



FURTHER REMARKS (CONTINUED):

_____ Name of Competition

_____ Date of Competition

_____ Number and Name of Horse

_____ Name of Rider

FINAL SCORE

Points _____ Percentage _____

_____ Name of Judge

_____ Signature of Judge



UNITED STATES *Dressage* FEDERATION, INC.
 4051 IRON WORKS PARKWAY • LEXINGTON, KY 40511
 PHONE: 859/971-2277 • FAX: 859/971-7722
 USDRESSAGE@USDF.ORG • WWW.USDF.ORG

2007 Training Level Quadrille Test

Purpose: To confirm that, in addition to the requirements of the USEF Training Level tests, the horses and riders have developed submission and confidence to be able to work with ease in file at all gaits and individual movements and pairs at the walk and trot, while maintaining their spacing, alignment and synchrony.

Conditions: Arena 20 m x 60 m

Approximate Time: 5:50 minutes

1. D	Proceed in pairs at working trot			
X	Halt fan formation, salute. Proceed in pairs at working trot			
C	Divide, 1's right, 2's left			
2. Centered on B & E	Individual ½ 10 meter circles to centerline forming single file 4, 3, 2, 1			
3. Between I & G	Individual ½ 10 meter circles back to opposite long side			
4. On reaching track	Individual obliques across arena, crossing through on centerline 1's ahead of 2's			
A	Turn down centerline in single file 1, 2, 3, 4			
5. Before X	Individual right obliques to track			
6. Between M & C	File center left lead individually Circle left 20 meters Trot individually			
7. Centered on E	Individual left turns across arena. On long side file turn right towards A			
8. Between F & A	File center right lead individually Circle right 20 meters Trot individually			
9. A to C	Three loop serpentine width of arena			
10. R	Walk			
Centered on B	Individual right turns to centerline, forming pairs			
X	1 & 2 turn left towards A, 3 & 4 turn right towards C			
D and G	Pairs trot			
11. A and C	Pairs divide			
F-E, H-B, K-E, M-B	1's short diagonal, 2's straight ahead			
B-K, E-M, E-H, B-F	2's short diagonal, 1's straight ahead			
12. A and C	Turn up centerline in file, 1's in front of 2's			
Before X	Individual right obliques to track			
13. Centered on B & E	Individual turns across arena, passing through on centerline			
14. A	Files head toward A			
X	Turn on centerline, forming pairs			
	Halt fan formation, salute			

COLLECTIVE MARKS

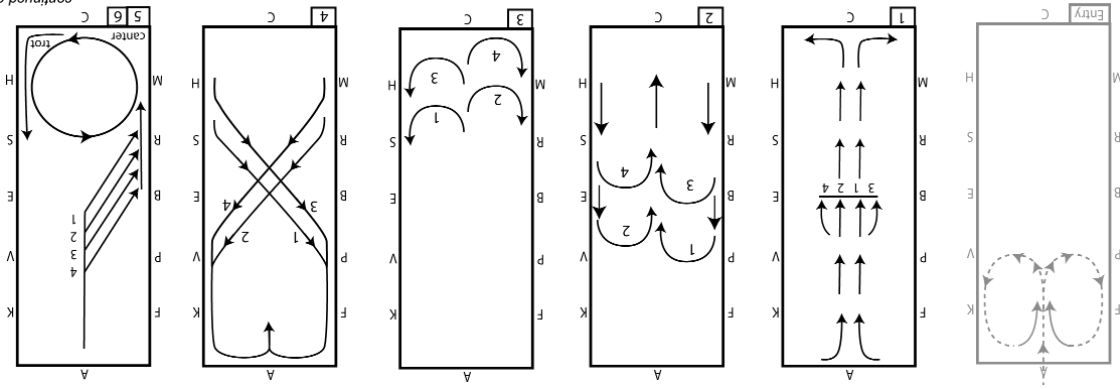
Spacing (longitudinal and lateral)			
Synchrony (timing of turns, circles, transitions, crossovers, pass-throughs)			
Alignment (rider's bodies as seen from side and front)			
Impulsion			
Submission (obedience to aids in order to perform patterns accurately)			
Performance as a Group (uniform and harmonious)			2

Total points possible: 200

FURTHER REMARKS:

Sub Total: _____
 Error: _____
 Total: _____

Quadrille Movements



continued on back